


TRITEC™ - INDUCTORS AWG 24 X 7



Inductor Configuration

High End inductor
Thermoplastic copper wire:
Concentric wire assembly

on a polycarbonate inductor body
0.50mm Diameter
with 7 twisted, solitary insulated
copper conductors
clockwise
hexagonal
Inductor backed and immersed
100mm
10mm

Transposition:

Coiling Type:

Specification:

Wire Connection:

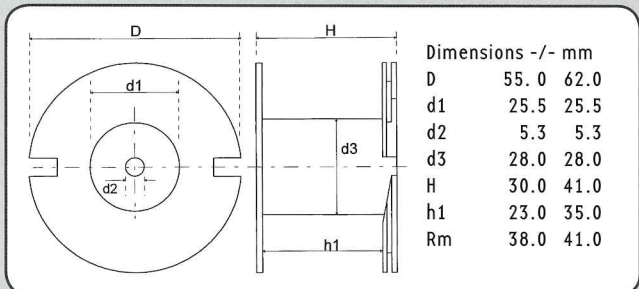
Tinned Length:

Characteristics

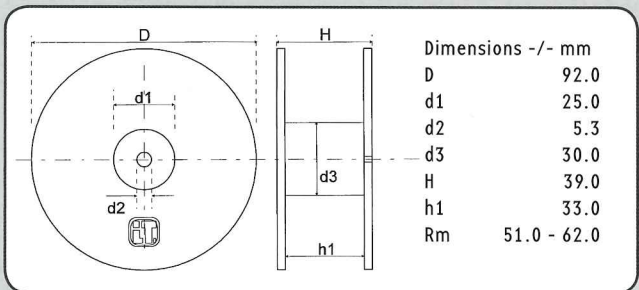
- Low ohmic resistances
- High quality factor
- Very low skin effect
- No saturation distortion
- No hysteresis distortion
- Constant inductance at current change
- Constant inductance at load changes

Technical Data

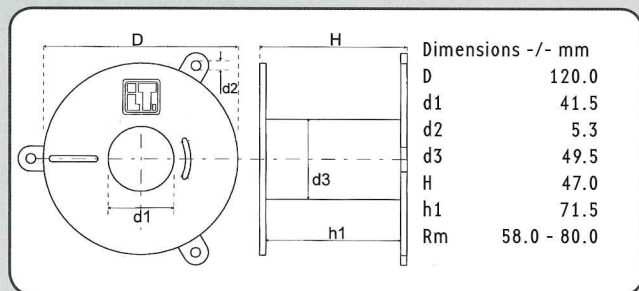
- Inductor Body: Polycarbonate (-90 to 135°C)
- Inductance Area: 0.15 mH to 15.0 mH
- L-tolerance: +/- 1%
- Copper Conductor: 99.99% Purity
- Insulation Temperature: 150°C
- Temperature Coefficient: 0.000394 per °C
- Skin Effect Rac = Rdc 27, 18 12



LU 55/30 LU 62/41



LU 92/39



LU 120/55

Tritec Cu. 7 x 0.50 mm; Cross-Section 1.37 mm²

AWG 24 x 7

Description	L/mH	R/Ohm	DxH/mm	Order No.
LU 55/0.15 TT/050	0.15	0.116	55x30	150 0172
LU 55/0.18 TT/050	0.18	0.130	55x30	150 0173
LU 55/0.22 TT/050	0.22	0.147	55x30	150 0174
LU 55/0.27 TT/050	0.27	0.162	55x30	150 0175
LU 55/0.33 TT/050	0.33	0.179	55x30	150 0176
LU 62/0.39 TT/050	0.39	0.209	62x41	150 0177
LU 62/0.47 TT/050	0.47	0.239	62x41	150 0178
LU 62/0.56 TT/050	0.56	0.257	62x41	150 0179
LU 62/0.68 TT/050	0.68	0.285	62x41	150 0180
LU 62/0.82 TT/050	0.82	0.319	62x41	150 0181
LU 62/1.00 TT/050	1.00	0.356	62x41	150 0182
LU 62/1.20 TT/050	1.20	0.394	62x41	150 0183
LU 92/1.50 TT/050	1.50	0.445	92x39	150 0184
LU 92/1.80 TT/050	1.80	0.494	92x39	150 0185
LU 92/2.20 TT/050	2.20	0.546	92x39	150 0186
LU 92/2.70 TT/050	2.70	0.632	92x39	150 0187
LU 92/3.30 TT/050	3.30	0.710	92x39	150 0188
LU 92/3.90 TT/050	3.90	0.780	92x39	150 0189
LU 92/4.70 TT/050	4.70	0.880	92x39	150 0190
LU 120/5.60 TT/050	5.60	0.990	120x55	150 0191
LU 120/6.80 TT/050	6.80	1.110	120x55	150 0192
LU 120/8.20 TT/050	8.20	1.230	120x55	150 0193
LU 120/10.0 TT/050	10.00	1.390	120x55	150 0194
LU 120/12.0 TT/050	12.00	1.540	120x55	150 0195
LU 120/15.0 TT/050	15.00	1.750	120x55	150 0196