


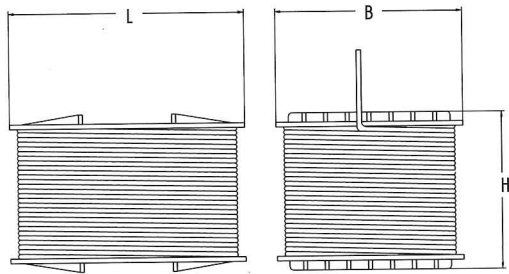


## AIR CORE CONDUCTOR AWG 9



Inductor on a norm inductor body.

Inductance area: 0.27 mH to 3.9 mH  
 Copper Wire Ø: 3.0 mm  
 Wire Bonding Length: 100.0 mm  
 Tin Coated Length: 9.0 mm  
 Coil Body Material: PA 6  
 L-tolerance: ± 3 %  
 L-Value: Nom. 25° C and 1 kHz



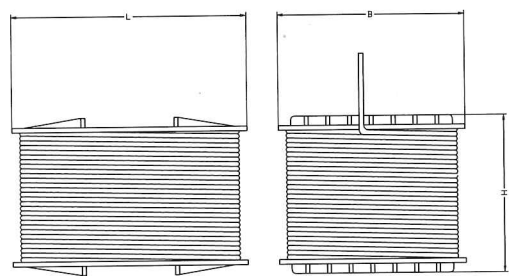
	L	B	H
E 106	76	89	61
E 130	92	105	79

### E 106 • CU 3.00 mm • Cross-Section 7.07 mm<sup>2</sup> AWG 9

Description	L/mH	R/Ohm	Order Number
E106/027/300	0.27	0.04	134 0086
E106/033/300	0.33	0.05	134 0087
E106/039/300	0.39	0.06	134 0088

### E 130 • CU 3.00 mm • Cross-Section 7.07 mm<sup>2</sup> AWG 9

Description	L/mH	R/Ohm	Order Number
E130/047/300	0.47	0.06	134 0089
E130/056/300	0.56	0.07	134 0090
E130/068/300	0.68	0.08	134 0091
E130/082/300	0.82	0.09	134 0092
E130/100/300	1.00	0.10	134 0093



	L	B	H
E 150	107	123	88
E 170	120	150	106

### E 150 • CU 3.00 mm • Cross-Section 7.07 mm<sup>2</sup> AWG 9

Description	L/mH	R/Ohm	Order Number
E150/120/300	1.20	0.11	134 0094
E150/150/300	1.50	0.14	134 0095
E150/180/300	1.80	0.15	134 0096
E150/220/300	2.20	0.16	134 0097

### E 170 • CU 3.00 mm • Cross-Section 7.07 mm<sup>2</sup> AWG 9

Description	L/mH	R/Ohm	Order Number
E170/270/300	2.70	0.18	134 0098
E170/300/300	3.00	0.19	134 0099
E170/330/300	3.30	0.20	134 0101
E170/390/300	3.90	0.23	134 0102

#### Technics Tip

OFC stands for "oxygen free copper". Copper thus that has not bonded any oxygen and does not possess any impurities otherwise, too. All wires used in IT inductors are manufactured from OFC- ingot-copper.